

British Bulldog Health Scheme: Bronze Level 1 Health Testing

This form is part of the trial being undertaken by the Bulldog Clubs through the Taskforce. Information will form part of feedback and development of the final full Health Scheme. Vets are invited to provide comments and feedback on the testing content and format of the form.

Testing can be done from 10 months onwards

Veterinarian to complete the following and the veterinarian and owner/breeder are to sign below.

Requirements

Item		Instruction/Comment	Y	N
Name of Dog				
Dogs NZ registration number				
Microchip verified by vet				
Dogs date of Birth: Age of dog at time of testing:				
Colour of Dog (stated by owner and confirmed by vet). To Vet: Please note that if unsure of coat, leave this section unsigned. ¹				
Demeanour of Dog		Relaxed / Stressed (to note as can affect test results) Comment:		
Eyes	1	Eye Impairment/Blindness Comment:		
	2	Free from severe eye problems – entropion or distichiasis Comment: (Vet to consider time of year, weather and humidity and environment (pollen))		
	3	Dark: almost, if not quite, black, showing no white when looking directly forward. – no green, yellow or blue in one or both eyes Comment:		

¹ Three club committee members will be required to sight and sign off on the colour of the dog

Item		Instruction/Comment	Y	N
Ears	1	Any signs of deafness or hereditary deformity Comment:		
	2	Canal open/narrow/closed Comment:		
Skin	1	Free from visible signs of mange Comment:		
	2	Dermatitis present – skin scrape recommended to rule out mange Comment:		
	3	Skin scrape done - mange negative Comment:		
Spine		Free from palpable deformity signs of scoliosis, or lordosis, x-ray if further investigation required. Comment:		
Patella	1	Stable		
	2	Luxating Patella (Unilateral/Bilateral) Grade Comment:		
Overall Conformation		Overall joint assessment Comment:		
Testicles		Monorchid Cryptorchid Normal (natural in sack)		
Heart check*		Normal on auscultation Comment:		
Breathing*		Good intake of air, showing no signs of upper respiratory distress. Comment:		
Lungs*		Free from any noticeable noise with stethoscope Comment:		
Nostril Grading (see attached instruction sheet)*		Grade: Comment:		
1				
	2	Black in colour (small amount of pink allowable) Comment:		

* When undertaking heart, breathing, nostril assessment and lung tests and assessments where a dog is showing signs of stress vet to take into consideration stress caused by attendance at veterinary clinic or the season.

I, _____ (name of veterinarian) hereby confirm that the dog/bitch _____ (name) has been assessed in terms of the requirements set out in this examination. The results of which have been recorded here.

Signed _____ Dated _____



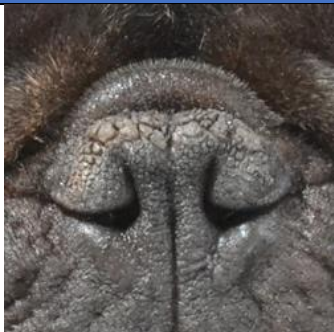
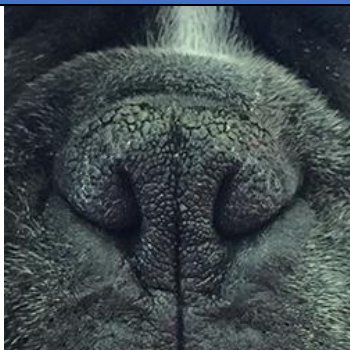
Veterinary Clinic _____

The dog owner/breeder acknowledges and accepts that the veterinarian in undertaking this examination is in no way liable or responsible for the decisions that the owner or breeder may make utilising this or any information relating to their dog. This examination is voluntary and is intended to provide information only and neither the veterinarian nor the owners of the British Bulldog Health Scheme can require the owner/breeder to undertake any action in response to that information.

Signed(owner/breeder) _____ Dated _____

Disclaimer: Neither the BBHS and FBHS are in anyway connected to, overseen or controlled by DogsNZ. Nor are they connected to the DogsNZ Accredited Breeders Scheme. The BBHS and FBHS are solely controlled by the Bulldog Clubs through their Bulldog Club Combined Taskforce. All information is held securely and in accordance with the NZ Privacy Act 1993 and with owner's consent.

Nostril Assessment Diagrams based on Cambridge University BOAs assessment. Please use this table as a guide when determining nostril grading. When undertaking the assessment where a dog is showing signs of stress vet to take into consideration stress caused by attendance at veterinary clinic or the season.

Grade 1: Open for the breed		
		Wide open nostrils
Grade 2: Mild Stenosis		
		Slight narrowing of the nostrils. When the dog is exercising, the nostril wings move dorso-laterally to open on inspiration.
Grade 3: Moderate stenosis		
		The dorsal part of the nostril wings touch the nasal septum and the nares are only open at the bottom of the nostrils. When the dog is exercising, the nostril wings are not able to move dorso-laterally and there may be nasal flaring (i.e. muscle contraction around the nose trying to enlarge the nostrils).
Grade 4: Severe stenosis		
		Nostrils are almost closed. The dog may switch to oral breathing from nasal breathing with very gentle exercise or stress.